

STATION I

Physical & Chemical

Word Splash

- Create a T-chart

PHYSICAL	CHEMICAL

- Determine which terms/phrases are physical and which are chemical.

Physical and Chemical Properties Word Splash

<i>Density</i>	Texture	<i>State of matter</i>	Ability to tarnish
Conductivity	melting point	<i>Boiling point</i>	Malleability
<i>Ductility</i>	Combustibility	<i>Ability to burn</i>	BUBBLING/FIZZING
Decomposition	<i>Corrosion</i>	Can produce light	Can produce smoke, ash, hot gas
Reacts with acids	Reacts with bases	<u><i>Mass</i></u> <u><i>volume</i></u>	Characteristics of a substance that can be seen or measured without changing the substance
Characteristics of a substance that can change the substance to change into another substance			<i>Ability to rust</i>

STATION 2

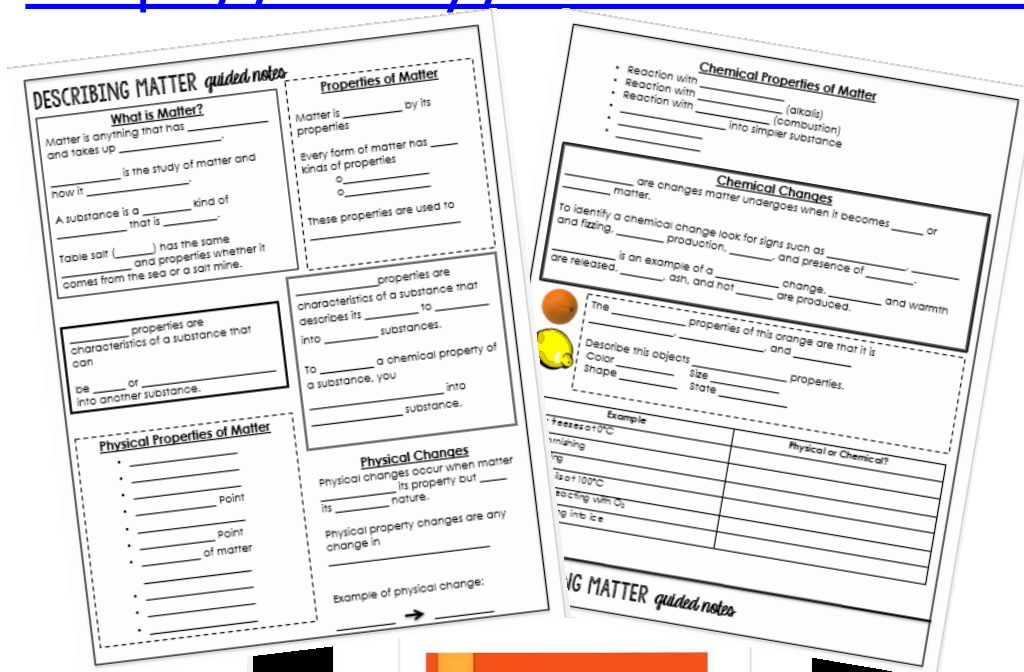
Describing Matter

Guided Notes



- Watch video using YouTube app or your web browser:

<http://bit.ly/matterstation2>



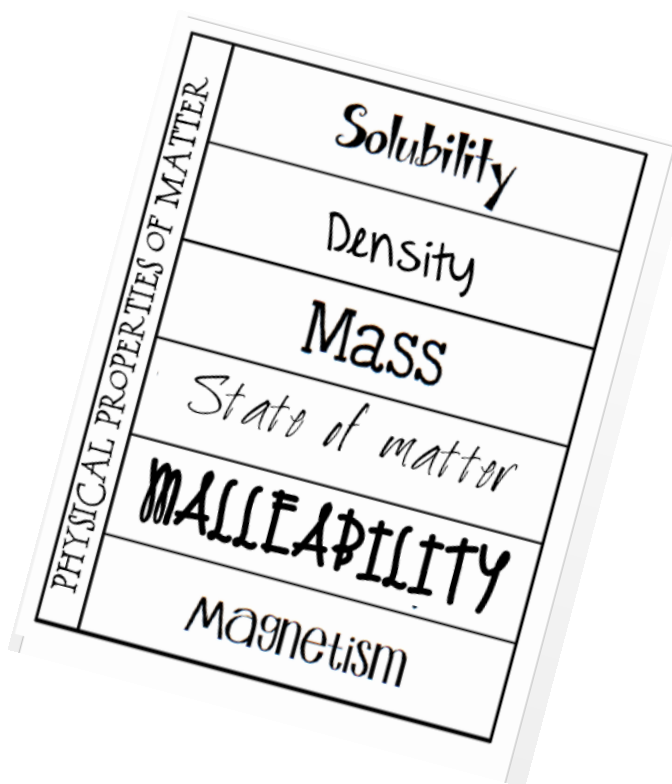
STATION 3

Determining Properties

Foldable

- Cut out and glue in your notebook.
- For each term, define the physical property and explain how you could determine that for a substance.

Use your textbook, previous notes, and brainstorm with your lab partners as needed.





STATION 4

What is Matter Made Of? *Guided Notes*



- Watch video using YouTube app or your web browser:
- <http://bit.ly/matterstation4>
- Be sure annotations are ON for this video!

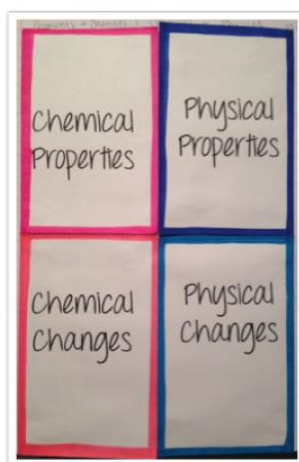


STATION 5

Properties & Changes


Foldable

- Using the paper provided, create a 4 DOOR FOLDABLE.
- Follow the directions on the handout. Refer to the rubric to make sure you are earning the most possible points.
- Glue in your notebook.



CLOSED
"4 DOORS"

OPEN
Descriptors and visual
examples!



STATION 6

BrainPop Video

Think Sheet




- Open the BrainPop app on the iPad and click SCIENCE → MATTER & CHEMISTRY → PROPERTY CHANGES

OR open your browser and go to

<http://bit.ly/BPChangesVid>

- Ask for help if you've been logged out of BrainPop



Complete the video notes as you watch the video.

STATION 7

Read It/Match It

Read It

Booklet

- Read each of the 5 pages found on the ring and document important facts about them on your chart.

Match It

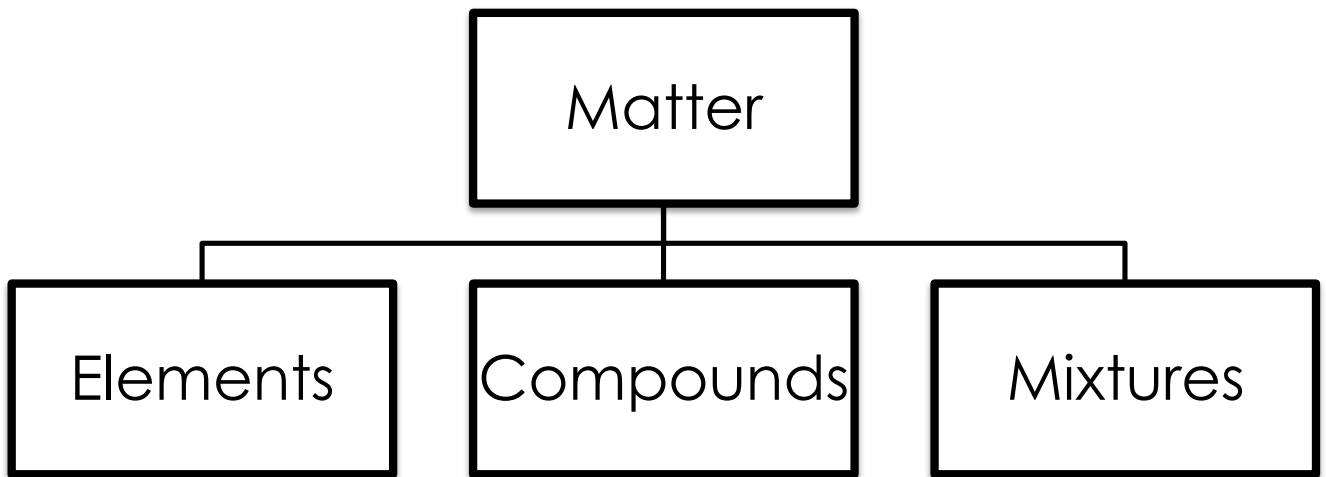
- Take cards out of baggie and shuffle them. Match the clue to the term. Write down on your worksheet. Mix up cards for the next group.

STATION 8

Elements, Compounds, & Mixtures

Graphic Organizer

- Cut out all the cards.



- Create a graphic organizer like this and glue down the appropriate cards based on whether something is an element, compound, or mixture.